

# Interlinkages of the 2030 Agenda

**SUSTAINABLE  
DEVELOPMENT** **GOALS**

# 1

## The Interlinkages Working Group

- Mandate
- Work to date

# 2

## First Report: Interlinkages of the 2030 Agenda

- Defining interlinkages
- Compiling existing literature
- Interlinkages of Statistical Frameworks
- Applications to Policy and Legislation

# 3

## SDG Interlinkages Best Practices & Case Studies

- Country-Led Analysis: ISTAT
- NGO Analysis: IGES
- Regional Analysis: JRC-EC
- Multilateral Analysis: CES

# 4

## Proposed Next Steps

- Leveraging efficiencies
- Supporting evidence-based decision-making
- Applying findings to policy and assessment

# 5

## Closing Remarks

- Questions?
- Contact Information








**1**

---

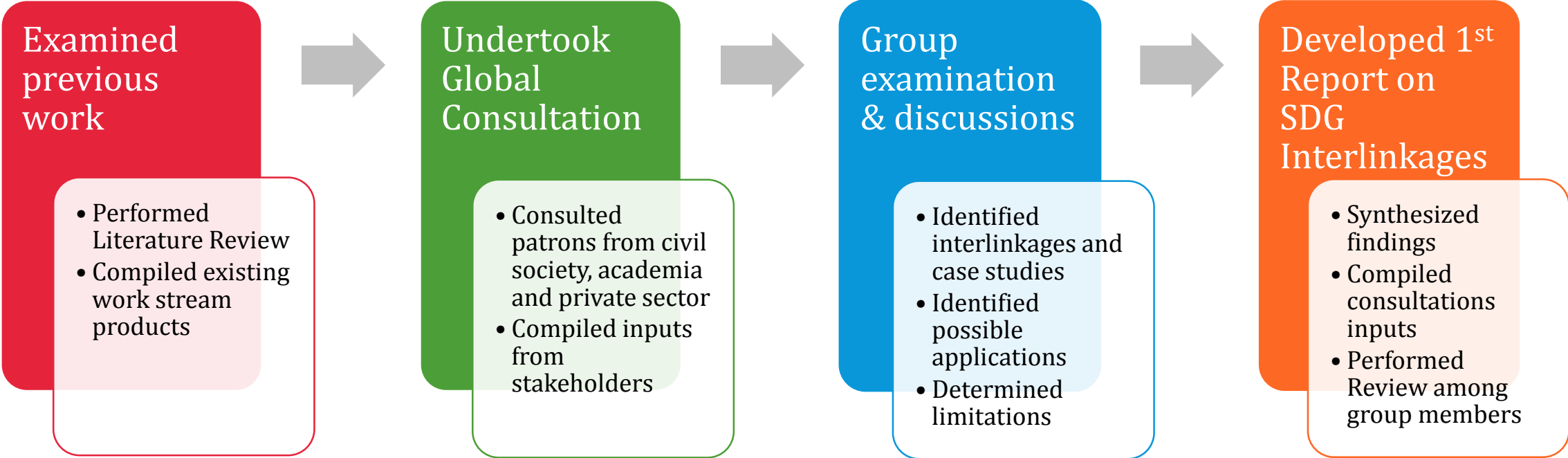
# **The Interlinkages Working Group of the IAEG-SDG**



# Interlinkages Working Group Mandate

-  Identify statistical interlinkages between the goals and targets of the global SDG indicator framework, and other international frameworks;
-  Identify analyses that have been tested at the national or international level to show examples;
-  Identify areas and frameworks that can facilitate the monitoring of those goals, targets and indicators identified as being interlinked;
-  Identify best practices of integrated data collection and its transfer to other countries to assist in the development of integrated statistical systems; and,
-  Propose strategies for using these interlinkages and on how the statistical system can help with bridging policy fields and support a more integrated analysis of economic, social and environmental development as expressed in the SDG monitoring system.

# Work to Date






# 2


---

## Interlinkages of the 2030 Agenda **FIRST REPORT**



# Defining Interlinkages

## Goal 3 Example

GOAL 3: Ensure healthy lives and promote well-being for all at all ages	Interlinkages within the Global Framework
<div style="background-color: #28a745; color: white; padding: 10px; text-align: center;"> <h1 style="font-size: 2em; margin: 0;">3</h1> <h2 style="font-size: 1.5em; margin: 0;">GOOD HEALTH AND WELL-BEING</h2>  </div>	<ul style="list-style-type: none"> <li>1 - 1.1, 1.2, 1.3, 1.4, 1.5, 1.a, 1.b</li> <li>2 - 2.1, 2.2</li> <li>4 - 4.1, 4.2, 4.3, 4.7</li> <li>5 - 5.1, 5.2, 5.3, 5.6, 5.c</li> <li>6 - 6.1, 6.2, 6.3, 6.4, 6.a, 6.b</li> <li>8 - 8.1, 8.5, 8.6, 8.7, 8.8</li> <li>9 - 9.1, 9.c</li> <li>10 - 10.1, 10.2, 10.3, 10.4, 10.7</li> <li>11 - 11.1, 11.2, 11.3, 11.5, 11.6, 11.7, 11.b</li> <li>12 - 12.4</li> <li>13 - 13.1, 13.3</li> <li>14 - 14.1, 14.2</li> <li>16 - 16.1, 16.2, 16.3, 16.6, 16.7, 16.9, 16.10, 16.a</li> <li>17 - 17.13, 17.16, 17.18</li> </ul>
<p>Analyzing interlinkages of the Global Framework allows us to map out which targets are most closely linked, and to then examine what implications this may have on policy and statistics.</p>	



# Report Highlights



## Interlinkages with Statistical Frameworks:

- Aichi Targets
- CES Framework
- SEEA
- DPSIR



## Statistical Frameworks and International Standards:

- FDES
- SNA
- SEEA



## Interlinkages by Theme, tying statistical frameworks:

- Economy and the Environment
- Social well-being and the Economy
- Institutional and systematic data



## Modelling Interlinkages:

- Quantifying and measuring interlinkages
- Mapping available data
- Visualization



## Applications:

- Leveraging statistical resources
- Exploring new data and information management
- Implications for policy and legislation





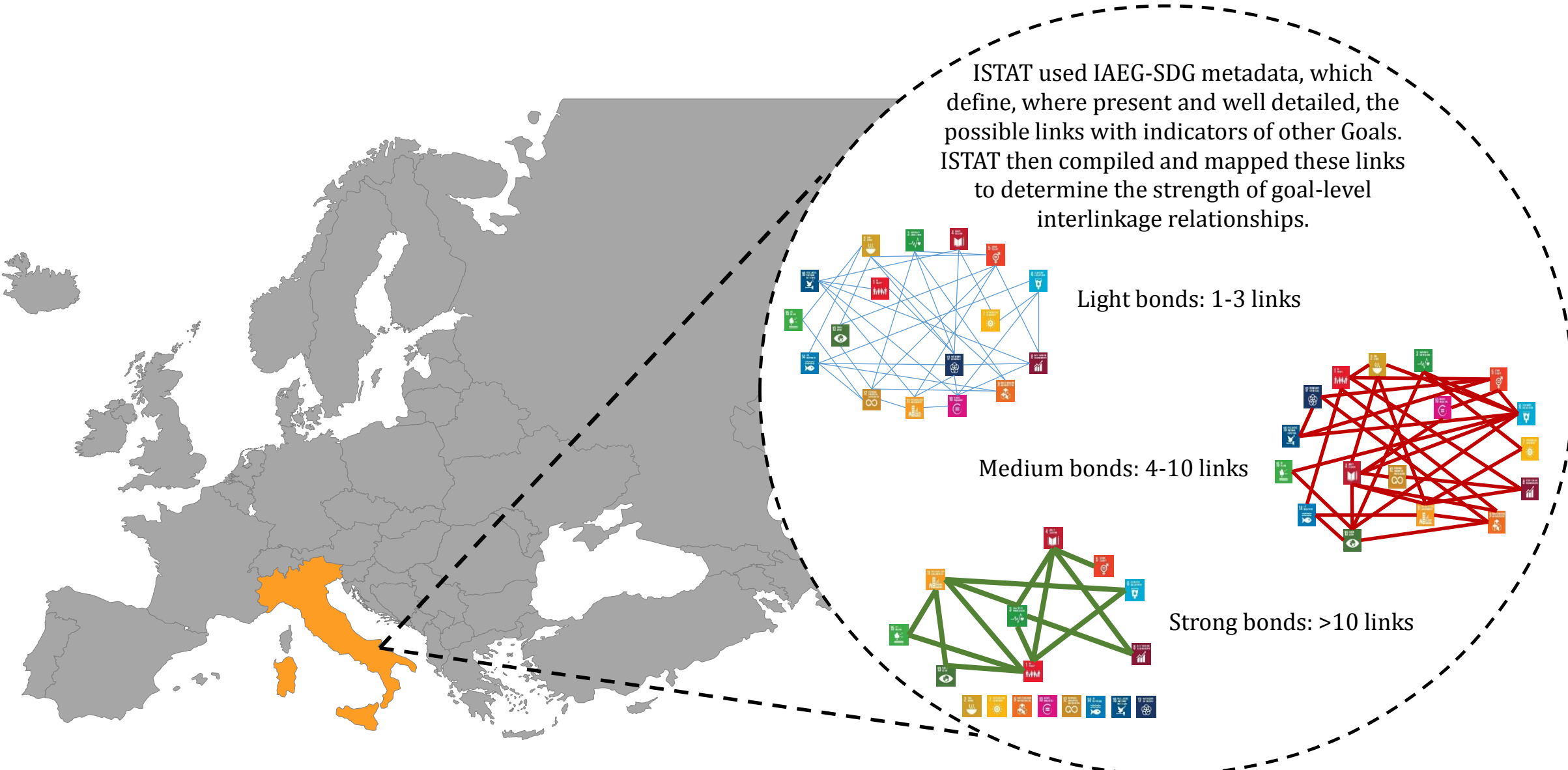
# 3

---

## SDG Interlinkages Best Practices **CASE STUDIES**

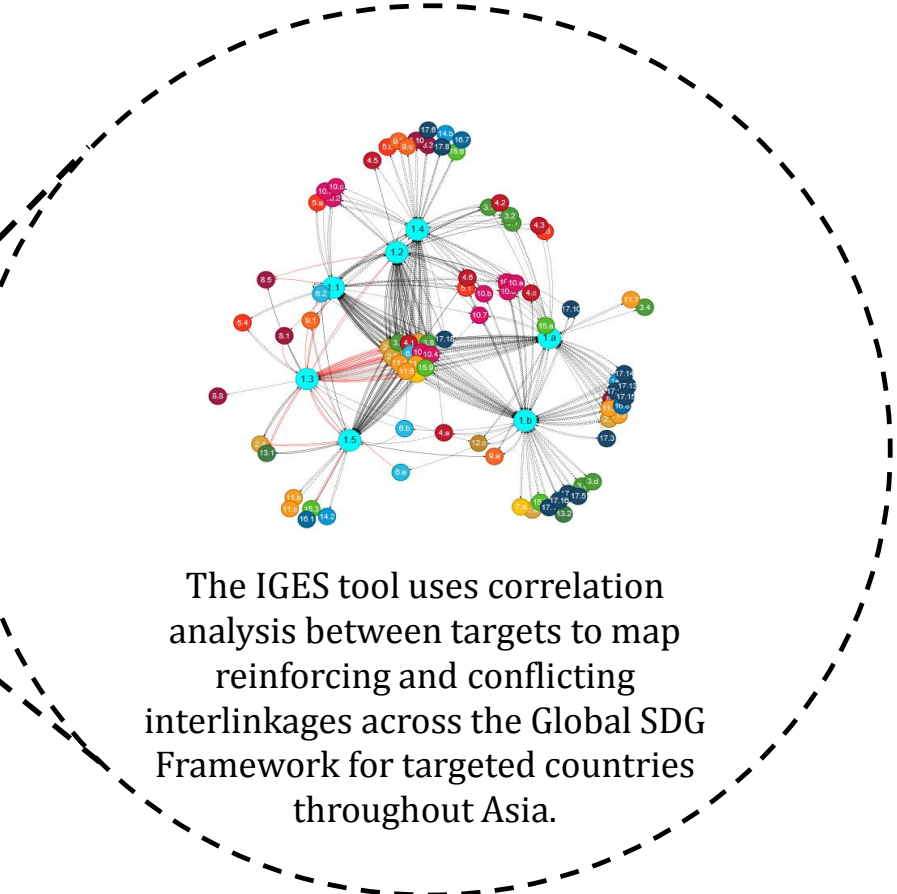


# Country-Led: ISTAT SDG Interlinkages Analysis



Source: Italian National Institute of Statistics

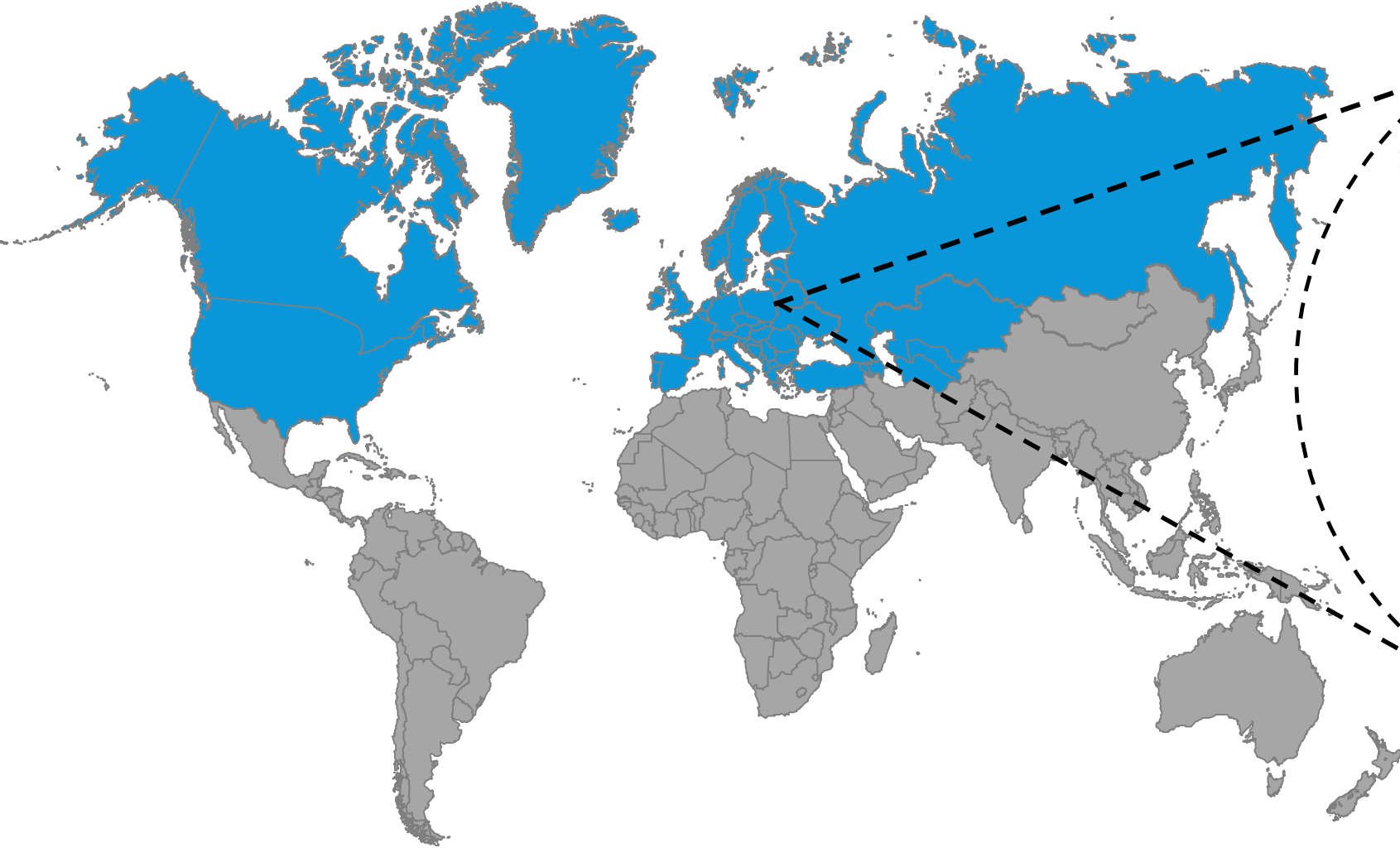
# NGO: IGES SDG Interlinkages & Visualization Tool



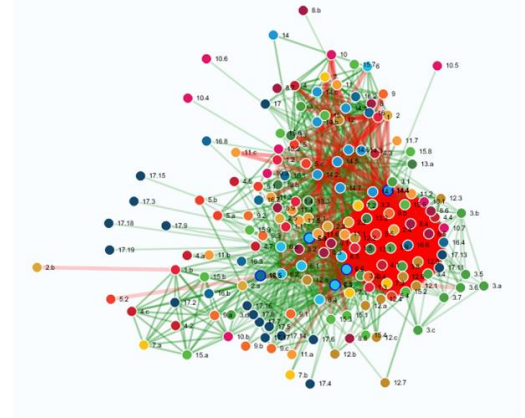
The IGES tool uses correlation analysis between targets to map reinforcing and conflicting interlinkages across the Global SDG Framework for targeted countries throughout Asia.

Source: Institute for Global Environmental Strategies (<http://sdginterlinkages.iges.jp/visualisationtool.html>)

# Regional Analysis: EU



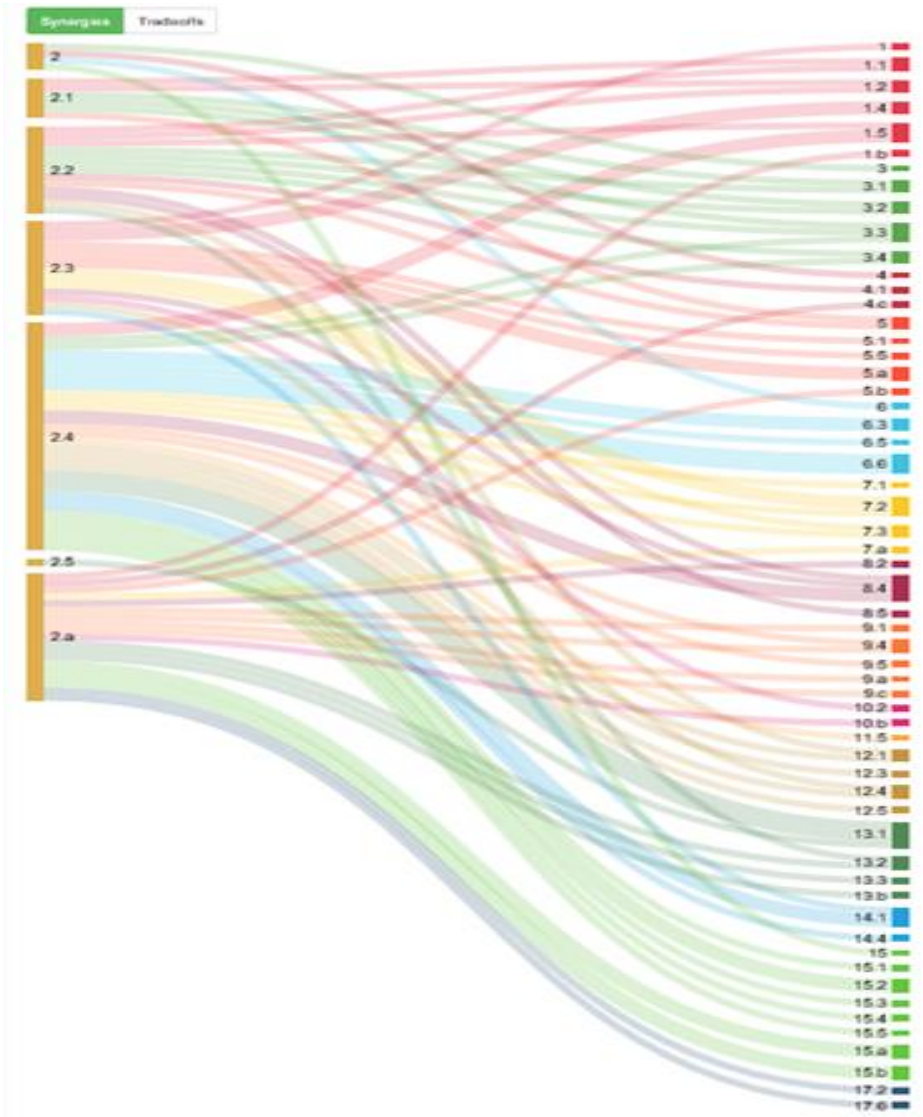
The KnowSDGs Platform provides interlinkages data visualization. Developers web-scraped EU publications and mapped these to EU policies and to the SDGs – identifying “key policy nodes,” that show synergies (green) and trade-offs (red).



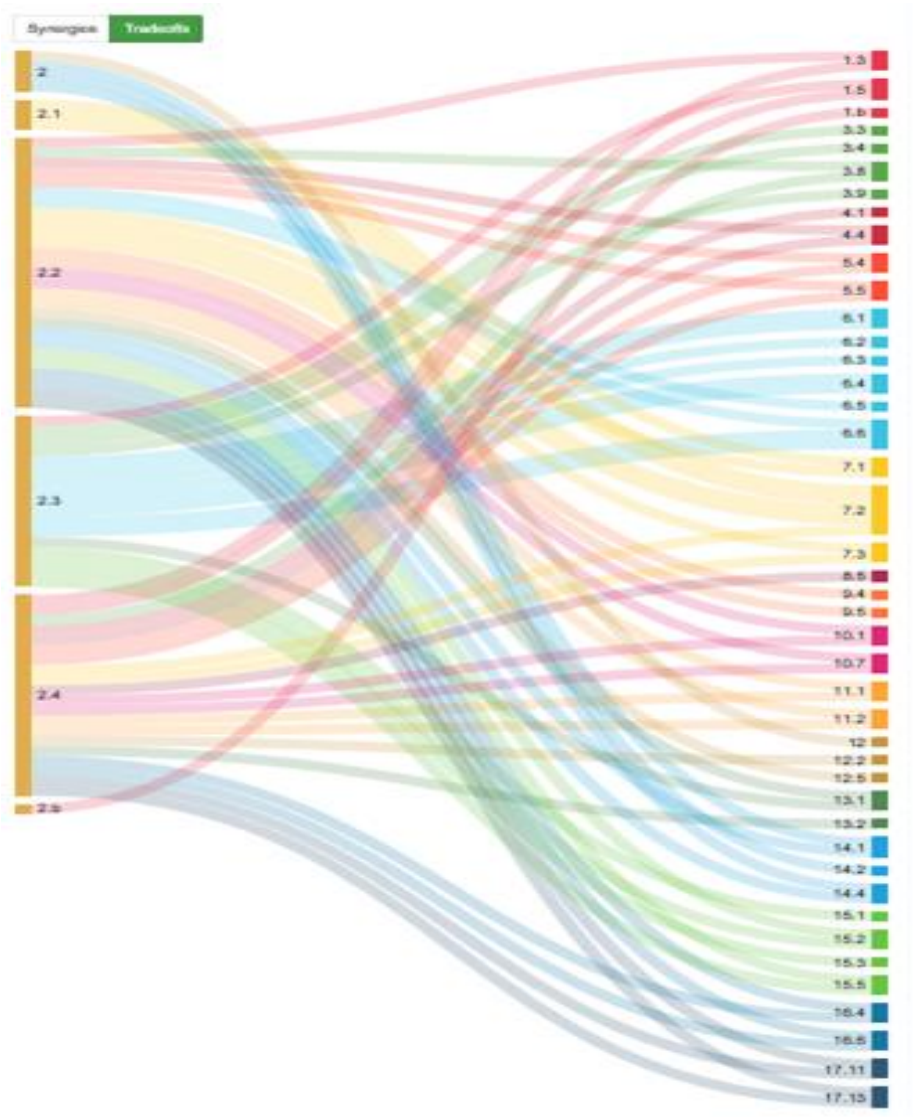
Source: KnowSDGs Platform (<http://knowsdgs.jrc.ec.europa.eu/interlinkages/info>)

# Regional Analysis: EU

## SYNERGIES

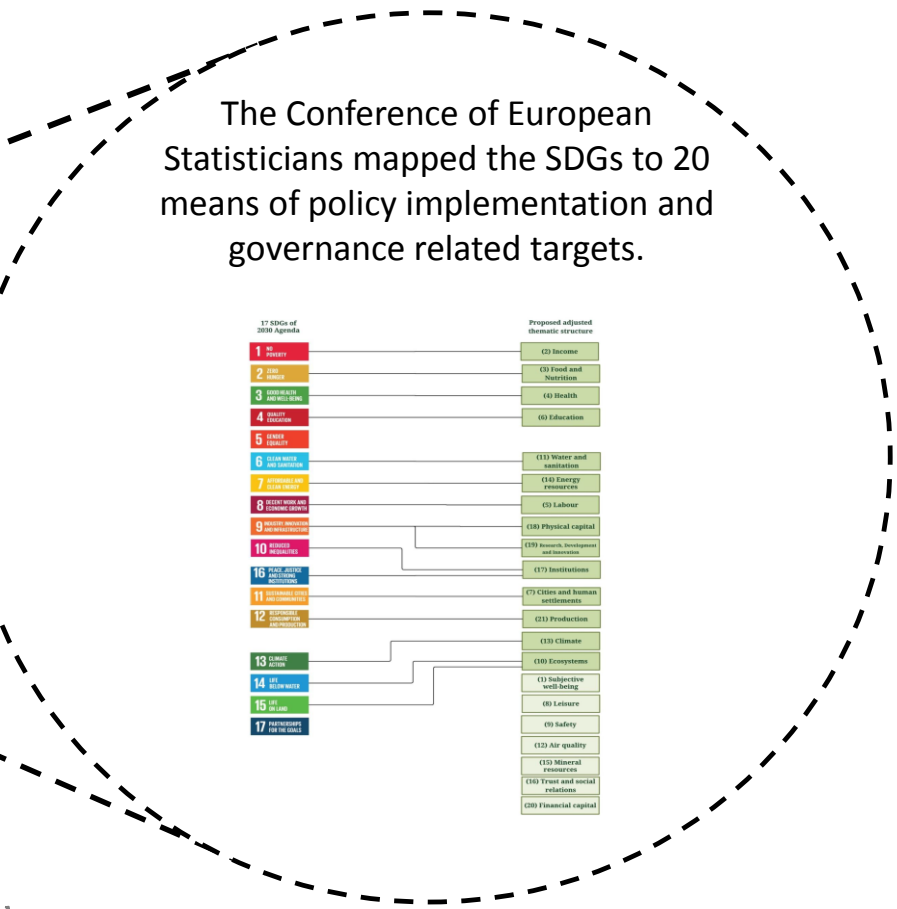
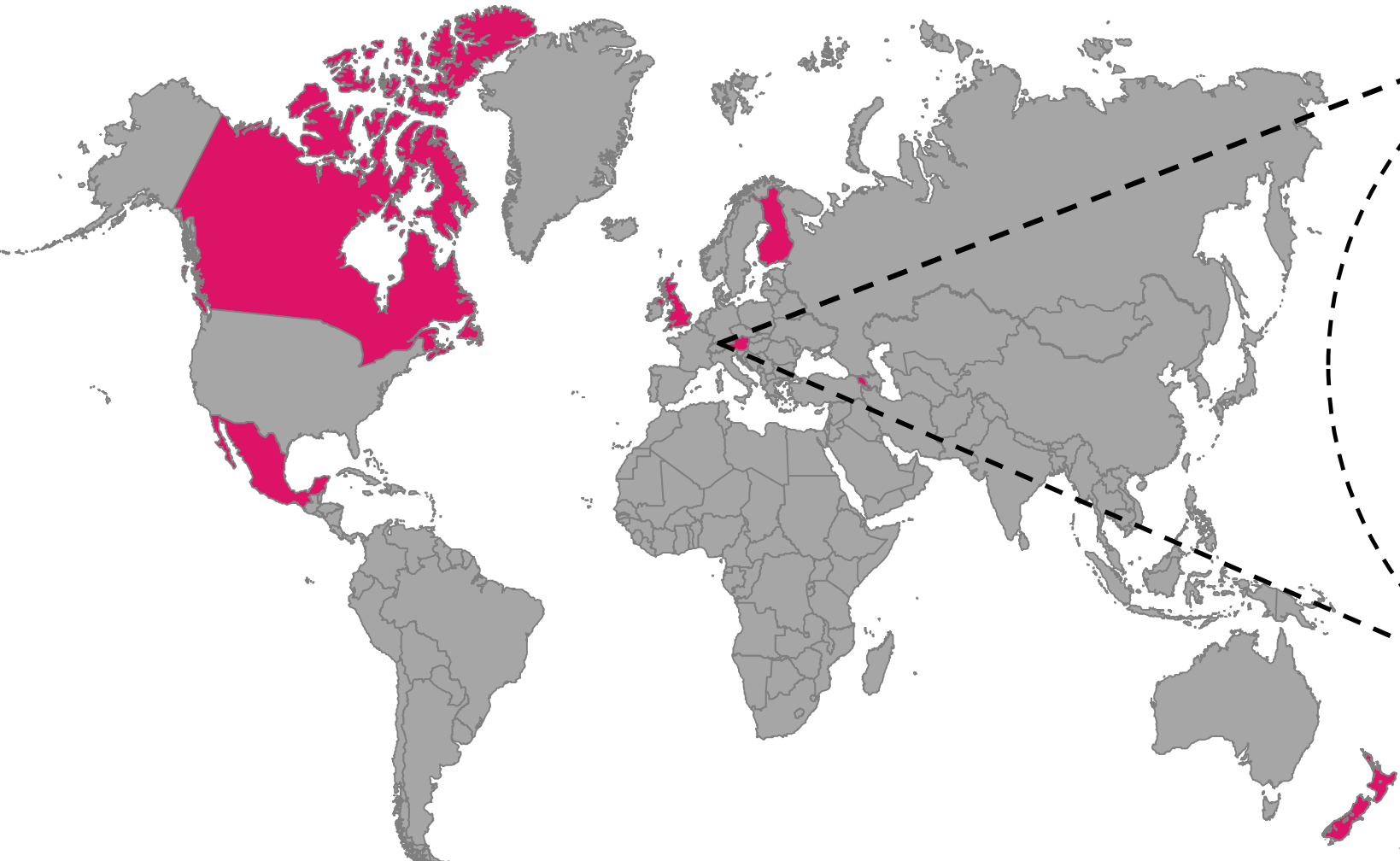


## TRADE-OFFS



Source: KnowSDGs Platform (<http://knowsdgs.jrc.ec.europa.eu/sdg/2>)

# UNECE: CES Framework



Source: Conference of European Statisticians (map represents current membership, 2018)



# 4

---

## Proposed Next Steps



# Next Steps



Further examination of the SEEA and other statistical frameworks

- Leveraging efficiencies for data collection and analysis
- Contributes to identification of sources and data exploration



Identify existing or potential analyses for cases in SIDS, Latin America, and Africa

- These regions are under-represented in first report but future work would benefit from more global perspectives
- Further testing that includes developing and developed countries



Identify key global stakeholders, develop partnerships



Further development of interlinkages analysis as it pertains to policymaking, regulations and legislation. Extend focus in these areas to leverage efficiencies and support evidence-based policy making. Enhanced stakeholder engagement and consultation.



Global consultation process and development of Second Interlinkages Working Group Report





5

---

# Closing Remarks





# Thank You

For questions, or for additional information:

---

**Cara Williams**

Chief Advisor, International Cooperation and  
Corporate Statistical Methods Division  
Statistics Canada / Government of Canada  
[cara.williams@canada.ca](mailto:cara.williams@canada.ca) / Tel: 613-863-9310

